



## LEM Series 12 Ports (LEM2) Wall-mount Fiber Enclosure

### Features

- Two compartments design in one box.
- One for OSP cable fiber and pigtails splicing, the other is for patch cord termination, storage.
- Modular adaptors located right on the central panel.
- Six adaptors per panel FC, SC, ST\* adaptors.
- Modular splicing tray, six splicings per tray.
- Two compartments are secured with common cam lock.
- Aluminum housing, epoxy coating, beige color, powder coating is optional.
- Rubber grommets sealed for cable holes.

### Specifications

Parameter	
No. of Cable Entry Ports	4
No. of Adaptor Plates (Max.)	2
No. of Ports (Max.)	≤12
	≤(24 LC type)
No. of Splice Tray (Max.)	2
Material	Cold Rolled Steel(SPCC)
Color	Beige
Dimension (Height)	300mm
(width)	300mm
(Depth)	80mm
Weight (Net)	2.5kg

### Product Gallery



Door Lock



Fiber Routing Guides



Splice Tray



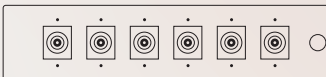
Patch Panel (12 Port Type)



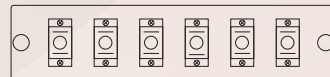
Cable Entry

### Adaptor Plate

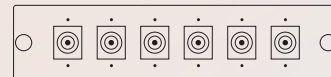
FC Simplex Type



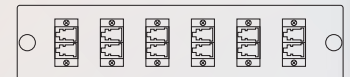
SC Simplex Type



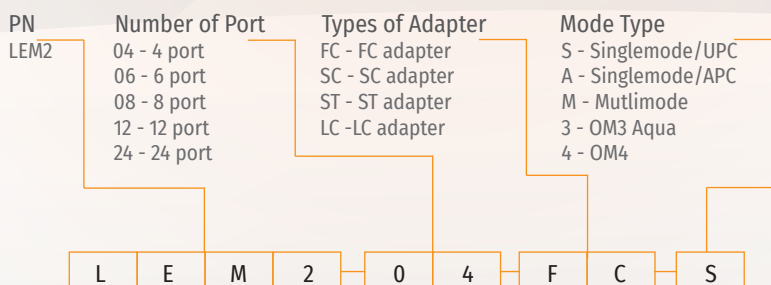
ST Simplex Type



LC Duplex Type



### Ordering Information



\*Ordering code example