



## LSOT Series Optical Splicing and Termination

Designed and produced in line with the communication industry standard YD/T 778, LSOT series optical splicing and termination units can complete such functions as leading-in of optical cables, splicing and protection of fibers, storage and management of pigtails, and fixed and cross connection of fibers. LSOT series optical splicing and termination units have found wide application in optical communication networks, which are applicable to 19-inch standard racks or cabinets in optical cross-connection points, optical nodes and optical network units (ONUs) over optical access networks.

### Features

- It features full-face operations in fiber splicing & termination and dispatching, full closed structure, no exposed patch cords, beautiful appearance, and perfect dustproof effect, modular design, high density
- Optical cables can be led into the unit upward or downward, applicable to the installation of ribbon optical cables and non-ribbon optical cables.
- Insertion-type adapter installation is adopted, which is applicable to SC, FC, ST and dual LC adapters. An adapter should be 30 degrees slanted to the face of the unit, to avoid direct arc light into your eyes and meanwhile to facilitate cabling. The splicing and termination unit can be installed in a 19-inch rack or cabinet.

### Specifications

Parameter	1U	2U	3U	4U	6U	8U	10U
No. of NTM-A splicing & termination modules	1	2	4	6	8	12	16
No. of Ports (Max.)	≤ 12	≤ 24	≤ 48	≤ 72	≤ 96	≤ 144	≤ 192
	≤ (24 LC)	≤ (72 LC)	≤ (96 LC)	≤ (144 LC)	≤ (192 LC)	≤ (288 LC)	≤ (384 LC)
Material	Steel	Steel	Steel	Steel	Steel	Steel	Steel
Colour	Beige	Beige	Beige	Beige	Beige	Beige	Beige
Dimension (Height)	44.5mm	88.9mm	133.5mm	177.8mm	266.7mm	356mm	445mm
(width)	482mm	482mm	482mm	482mm	482mm	482mm	482mm
(Depth)	300mm	300mm	300mm	300mm	300mm	300mm	300mm

#### Photoelectrical Characteristics

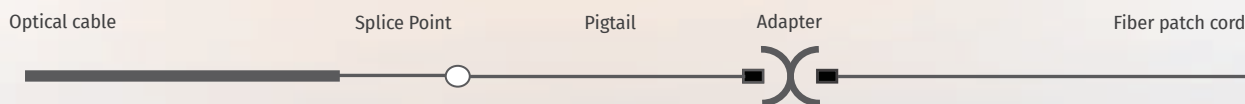
Connector attenuation	≤ 0.3 dB (insertion, interchange, repeat)
Return loss	Insulation resistance
High-voltage protection	Dielectric strength
grounding device	
Mechanical Performance Parameters	
Insertion/withdrawal durability of connector	
Bending Radius	
Channel Identification	
Fire-retardant performance	

APC type ≥ 60 dB; UPC type ≥ 50 dB; PC type ≥ 40 dB  
 ≥ 1000MΩ/500V (DC)  
 ≥ 3000V (DC)/1min, no breakdown or arc  
 > 1000 times  
 It supports full-range bending radius control to ensure a bending radius of greater than 30mm for optical fiber in any position.  
 Clear identification for each channel of fiber to avoid possible confusion caused by disassembly during maintenance;  
 Meeting the requirement of test A in the GB5169.7 standard.

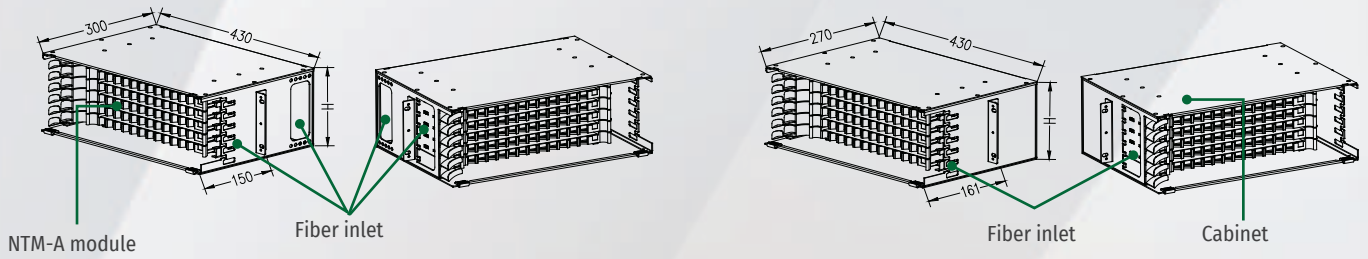
#### Operating Environment

Ambient temperature	-5°C ~ +40°C
Storage temperature	-25°C ~ +55°C
Relative humidity	≤ 85% (+30°C)
Atmospheric pressure	70~106kPa

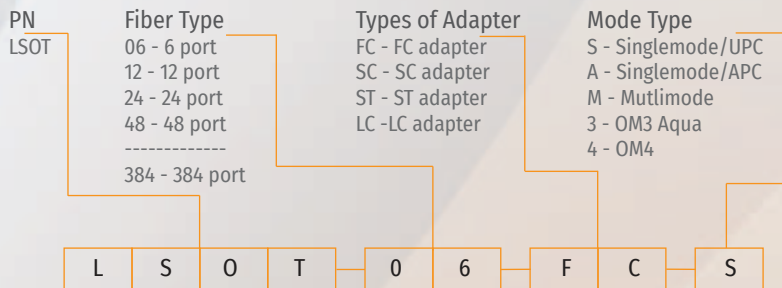
### Operating Principle



## Product Diagram



## Ordering Information



\*Ordering code example