

LGP SERIES WALL-MOUNT FIBER ENCLOSURE




Features

- Two deckers in one box with single doors, lower decker for splicing while the upper flip out type decker for patching
- Very Compact, Light weight, Ruggedized and durable construction
- Rubber sealing at the edge providing excellent dust proof performance
- Modular splice Tray, 6 adaptors per panel for FC/SC/ST/LC adaptors
- Maximum 24 ports for SC/ST/FC and 48 ports for LC
- Cable gland and rubber grommets sealed for cable entry holes
- Convenient access for installation, maintenance and termination
- Comply with TIA / EIA 568B, Bellcore GR-326, IEC60874-10, Telcordia, JIS compliance, IP52

Specifications

Parameter	LGP1 (12 Ports)	LGP2 (24 Ports)	LGP3 (48 Ports)
No. of Cable Entry Ports	2	4	4
No. of Adaptor Plates (Max.)	1	2	4
No. of Ports (Max.)	≤12	≤24	≤48
	≤(64 LC type)	≤(128 LC type)	≤(256 LC type)
No. of Splice Tray (Max.)	2	2	4
Material	Cold Rolled Steel:1.5mm	Cold Rolled Steel:1.5mm	Cold Rolled Steel:1.5mm
Color	Beige	Beige	Beige
Dimension (Height)	230mm	230mm	390mm
(width)	230mm	230mm	230mm
(Depth)	83.5mm	123mm	190mm
Weight (Net)	1.8kg	2.1kg	4kg

Product Gallery



LGP2

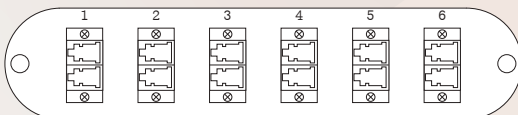


LGP3

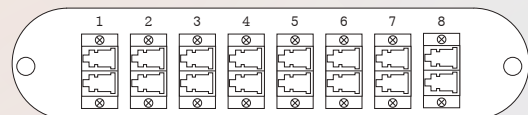
Adaptor Plate

- LC port

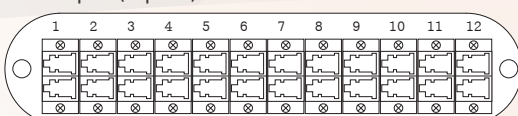
LC Duplex (12ports)



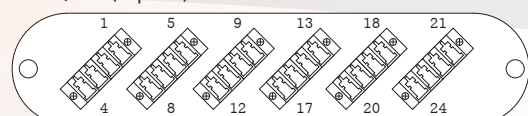
LC Duplex (16ports)



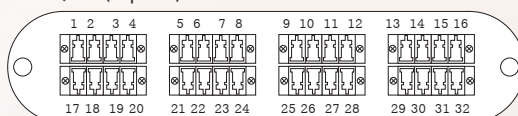
LC Duplex (24ports)



LC Quad (24ports)

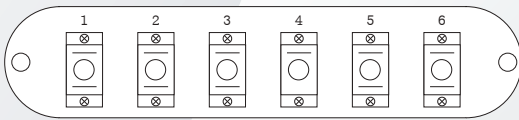


LC Quad (32ports)

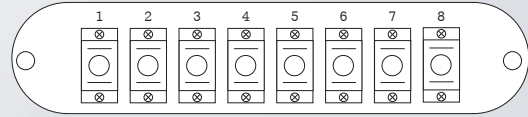


- SC port

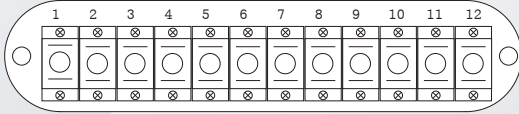
SC Simplex (6ports)



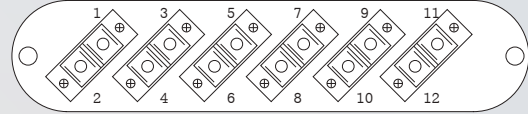
SC Simplex (8ports)



SC Simplex (12ports)

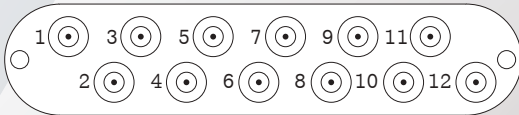


SC Duplex (12ports)

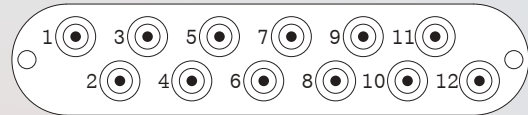


- Others port

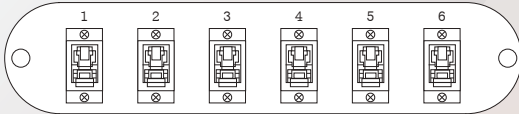
ST Simplex (12ports)



FC Simplex (12ports)



E2000 (6ports)



Blank Plate




- Examples

LC Duplex (32ports)



LC Duplex (48ports)



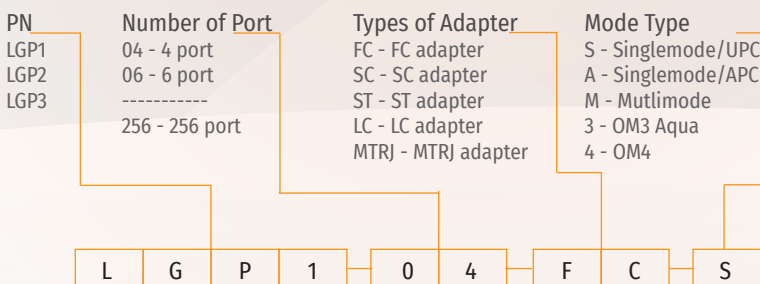
LC Quad (48ports)



LC Quad (64ports)



Ordering Information



*Ordering code example