

LRP Series 19" Slide-out Rack Mount Enclosure



Features

- Slide out design, easy to access the rear and splice tray
- Adjustable side rack position
- Tray Lock
- Dual mounting poles for outdoor armored cable
- Front patchcord tray for front & side cable management
- Comply with TIA / EIA 568B.3, Bellcore GR-326, IEC6 0 8 7 4-10, Telcordia, JIS compliance

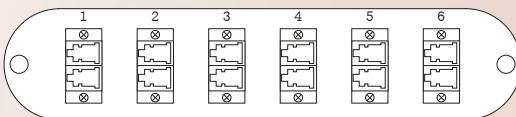
Specifications

Parameter	1U	2U
No. of Adaptor Plates (Max.)	2	4
No. of Ports (Max.)	≤ 24(ST,FC,SC port) ≤ 64(LC port)	≤ 48(ST,FC,SC port) ≤ 128(LC port)
No. of Cable Entry Ports	4	4
No. of Splice Tray (Max.)	2	4
Material	Cold Rolled Steel(SPCC)	Cold Rolled Steel(SPCC)
Color	Black	Black
Dimension (Height)	44mm	87mm
(width)	440mm	440mm
(Depth)	310mm	310mm
Weight (Net)	3.5kg	4.1kg

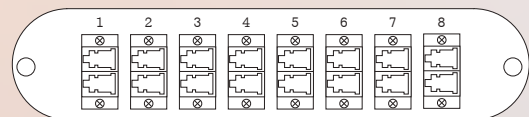
Adaptor Plate

• LC port

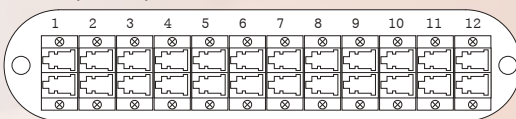
LC Duplex (12ports)



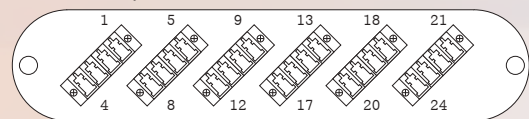
LC Duplex (16ports)



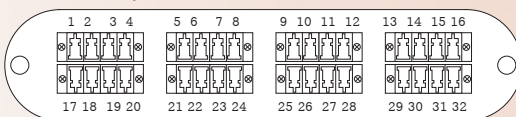
LC Duplex (24ports)



LC Quad (24ports)

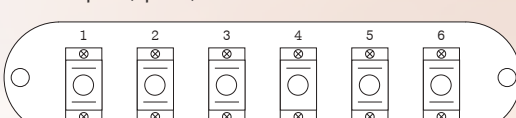


LC Quad (32ports)

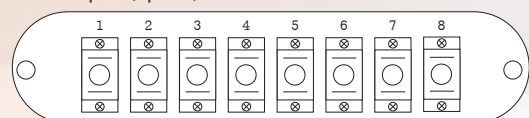


• SC port

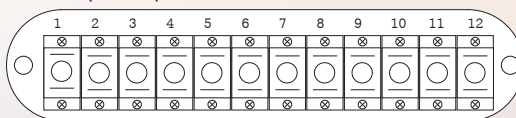
SC Simplex (6ports)



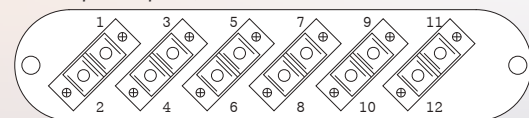
SC Simplex (8ports)



SC Simplex (12ports)

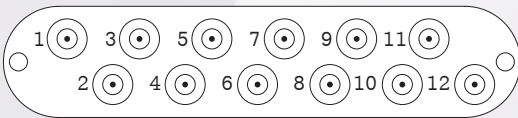


SC Duplex (12ports)

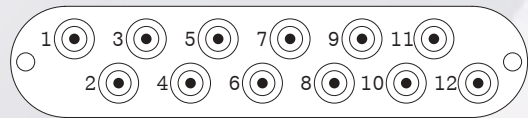


• Others port

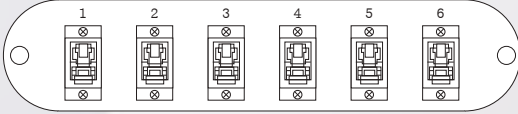
ST Simplex (12ports)



FC Simplex (12ports)



E2000 (6ports)



Blank Plate




• Examples

LC Duplex (32ports)



LC Duplex (48ports)



LC Quad (48ports)

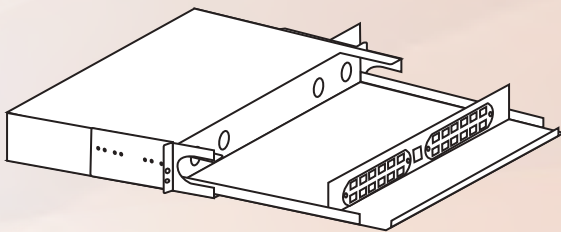


LC Quad (64ports)

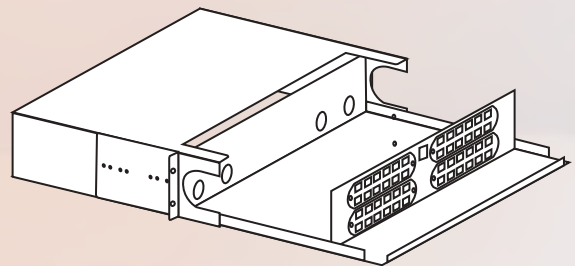


Product Diagram

1U Type



2U Type



Ordering Information

PN	Fiber Count	Type of Adaptor	Mode Type
LRP1	04 -4 port	FC - FC adaptor	S - Singlemode/UPC
LRP2	06 -6 port	SC - SC adaptor	A - Singlemode/APC
	-----	ST - ST adaptor	M - Multimode
	128-128 port	LC - LC adaptor	3 - OM3 Aqua
			4 - OM4

L R P 1 0 4 F C A

*ordering code example