



LEM Series 12 Ports (LEM2) Wall-mount Fiber Enclosure

Features

- Two compartments design in one box.
- One for OSP cable fiber and pigtails splicing, the other is for patch cord termination, storage. Modular adaptors located right on the central panel.
- Six adaptors per panel FC, SC, ST* adaptors.
- Modular splicing tray, six splicings per tray.
- Two compartments are secured with common cam lock.
- Aluminum housing, epoxy coating, beige color, powder coating is optional.
- Rubber grommets sealed for cable holes.
- Comply with TIA /EIA 568D(2018),Bellcore GR -326 , IEC6 0 8 7 4-10, Telcordia, JIS compliance

Specifications

Parameter	
No. of Cable Entry Ports	4
No. of Adaptor Plates (Max.)	2
No. of Ports (Max.)	≤12
	≤(24 LC type)
No. of Splice Tray (Max.)	2
Material	Cold Rolled Steel(SPCC)
Color	Beige
Dimension (Height)	300mm
(width)	300mm
(Depth)	80mm
Weight (Net)	2.5kg

Product Gallery



Patch Panel (12 Port Type)



Fiber Routing Guides



Splice Tray



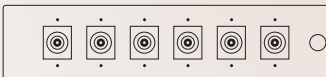
Door Lock



Cable Entry

Adaptor Plate

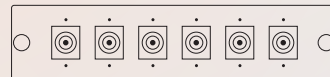
FC Simplex Type



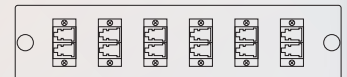
SC Simplex Type



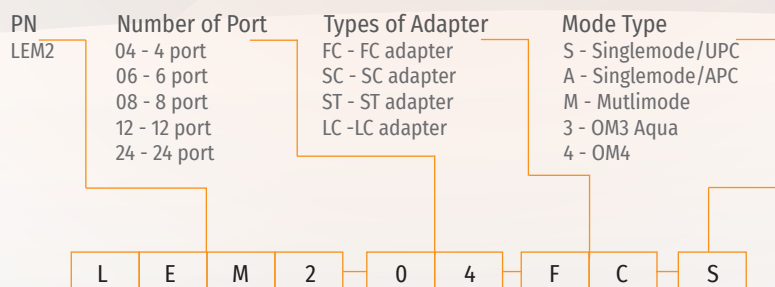
ST Simplex Type



LC Duplex Type



Ordering Information



*Ordering code example