



LEM Series 24 Ports (LEM3) Wall-mount Fiber Enclosure

Features

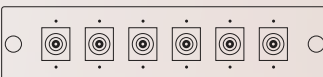
- Two compartments in one box with dual doors, spacious design for splicing, fiber storage and patching
- Compact, Light weight, Ruggedized and Durable Construction
- Aluminum housing with beige coating
- Modular Splice Tray, 6 adaptors per panel for FC/SC/ST/LC adaptors
- Max 12 for SC/ST/FC and 24 ports for LC.
- Single door with lock
- Routing spools for guiding the excess cable
- Rubber grommets sealed for cable entry holes
- Convenient access for installation, maintenance and termination
- Comply with TIA / EIA 568D(2018), Bellcore GR -326 , IEC6 0 8 7 4-10, Telcordia, JIS compliance

Specifications

Parameter	
No. of Cable Entry Ports	4
No. of Adaptor Plates (Max.)	4
No. of Ports (Max.)	≤24
	≤(48 LC type)
No. of Splice Tray (Max.)	2
Material	Cold Rolled Steel(SPCC)
Color	Beige
Dimension (Height)	355mm
(width)	373mm
(Depth)	82mm
Weight (Net)	4.4kg

Adaptor Plate

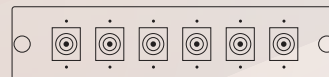
FC Simplex Type



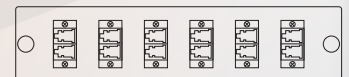
SC Simplex Type



ST Simplex Type



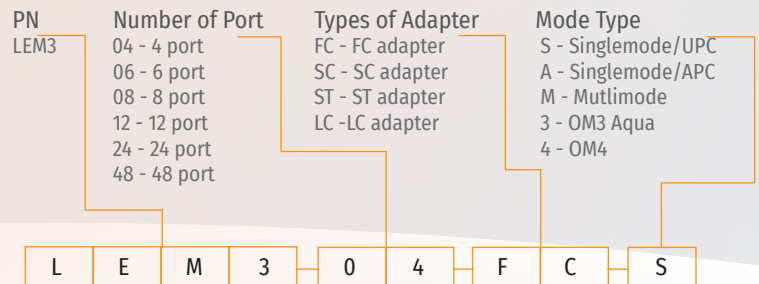
LC Duplex Type



Product Gallery



Ordering Information



*Ordering code example